The Canine Hub

Be part of the pack

Agility Verbal Cue Reference

Key manoeuvres, lines and cues

Back

Tight left wrap

Turn tightly left around the jump and come back on the new line.

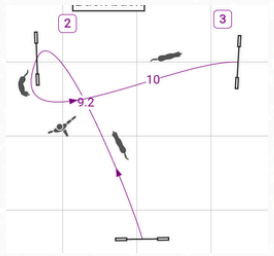

Check

Tight right wrap

Turn tightly right around the jump and come back on the new line.

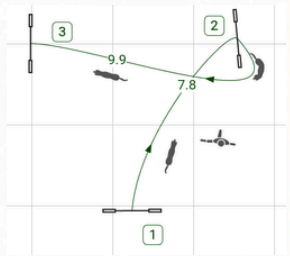

Round

Backside wrap

Take the backside of the jump and wrap tightly to the new line.

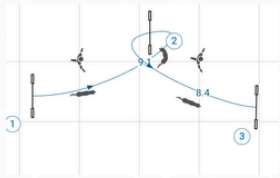

Push

Backside slice

Take the backside of the jump and continue on without wrapping (a slice).

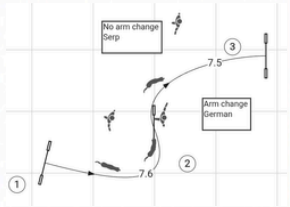

Flip

Threadle wrap

Take the threadle line between the jumps and wrap tightly back to the handler's side.

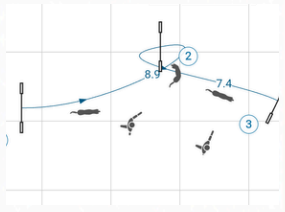

In

Threadle slice

Take the threadle line between the jumps and continue on without wrapping (a slice).

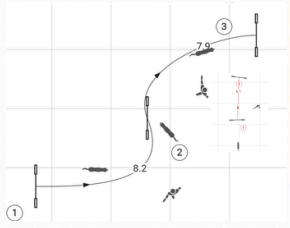

Dig

Rear-cross wrap

Take the jump and wrap tightly while the handler performs a rear cross.

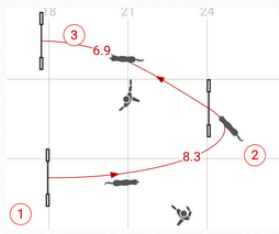

Out

Move away to take a jump

Move away from the handler's line to take the indicated jump.

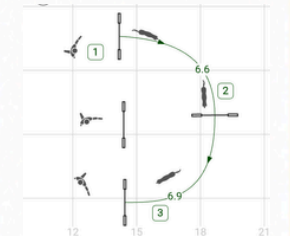

The Canine Hub

Be part of the pack

Agility Verbal Cue Reference

Key manoeuvres, lines and cues

Go

Forward line (extension)

Continue on the forward line in extension, maintaining drive.

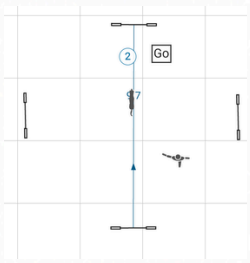

Left

General left turn

Take a left turn (more open than a wrap).

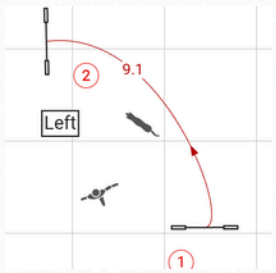

Right

General right turn

Take a right turn (more open than a wrap).

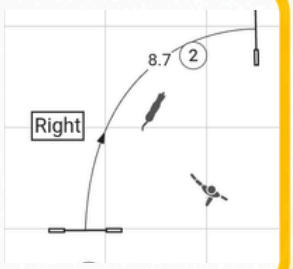

Here

Tight turn from tunnel

Turn tightly on exiting the tunnel to the handler's indicated line.



Look

Focus on first obstacle

From the start line, focus on the first obstacle and remain in position until released.

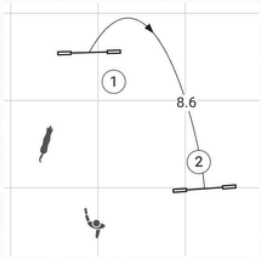

Dog's Name

Look to handler

Look towards the handler and pay attention to the next instruction.

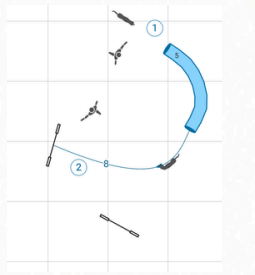

OK / Free / Break

Start-line release

Release from the start line. Choose one word and use it consistently.

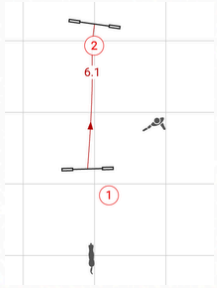

My Dog's Cues & Notes